



District Report Card: 2017


State: Assam	District: Karbi Anglong
Class: 3	Subject: Language
Schools: 59	Students: 858


Participation/Coverage


Students

<div>GENDER</div> <div></div>	Boys				Girls			
	Number		%		Number		%	
	454		52.91		404		47.09	

<div>AREA</div> <div></div>	Rural				Urban			
	Number		%		Number		%	
	729		84.97		129		15.03	

<div>CATEGORY</div> <div></div>	SC		ST		OBC		GEN	
	Number	%	Number	%	Number	%	Number	%
	98	11.42	449	52.33	271	31.59	40	4.66

<div>CWSN</div> <div></div>	LD	VI	HI	S&LD	ID	Oth
	0	1	2	2	0	3

<div>Management</div> <div></div>	Government			Government-aided		
	Number		%	Number		%
	858		100.00	0		0.00

Average Performance of Students in Language (%)

Overall	Gender		Area		Management		Social Group			
	Male	Female	Rural	Urban	Govt.	Aided	SC	ST	OBC	GEN
68.98	69.00	68.96	68.61	71.06	68.98	0.00	83.54	62.09	73.01	83.33

Performance on Learning Outcomes (LOs)

Learning Outcomes	Description	Average Performance(%)
L304	Reads small texts with comprehension i.e., identifies main ideas, details, sequence and draws conclusions	68.51
L312	Reads printed scripts on the classroom walls: poems, posters, charts etc.	69.93

Range of Performance of Students who Answered Correctly							
Below 30%		30% - 50%		50% - 75%		Above 75%	
Number	%	Number	%	Number	%	Number	%
78	9.09	125	14.57	243	28.32	412	48.02

Lowest Performing Learning Outcomes (LOs)

- 1 - Reads small texts with comprehension i.e., identifies main ideas, details, sequence and draws conclusions (68.51)
- 2 - Reads printed scripts on the classroom walls: poems, posters, charts etc. (69.93)